

Product Code	Description
W2222	16A 250V 2 Position Retractive Switch (L1-OFF-L2) (Module)



W2222-MSB



Product back view

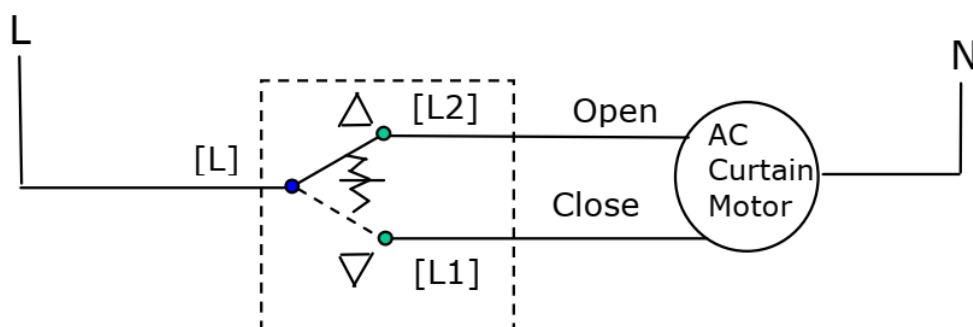
Technical Specification






- 2-position switch: Retractive
- Rated Voltage: 250VAC, 50/60Hz
- Rated Current: 16A
- Recommended wire size:
2.5mm² - 4.0mm²
- One Deco module size
- Dimensions: 40 x 23 x 30 mm
(approx.) (HxWxD)













To mount with suitable Adapter Plate:

- Mounting box: >35 mm
 - R1150, flush mounting, plastic
(80 x 80 x 48.4 mm) (WxHxD)
 - M1247, flush mounting, metal
(79 x 73 x 47 mm) (WxHxD)
- Comply to Standards:
BSEN 60669

Typical Wiring Example:



Product Code	Colour
W2222	 White
W2222-SBL	 Matt Black (SBL)
W2222-ST	 Charcoal Black (ST)
W2222-MSB	 Matt Silver Black (MSB)
W2222-MSL	 Matt Silver (MSL)
<i>For other colours, please contact T&J Sales representative</i>	

Adapter plate for Deco module					
Series	Product Code				
	1 gang adapter plate		2 gang adapter plate		3 gang adapter plate
deco	W1111		W1112A		W1113 
infnit	HC1231		HC1232		
HARMONY	EA1231		EA1232		
minimalist	EB1231		EB1232		
radiance	K1231-D		K1201-D		
Titanium	GC1231		GC1221		
Ultimate	G1231		G1221	